

PENNYRAIL

September 2016

VOLUME 20 NUMBER 7

Please send your digital photos and story material to billtrainthomas@gmail.com

or mail to

Bill Thomas,
Coldwell Banker
Terry & Associates
1096 N. Main St.
Madisonville, KY
42431.



Chapter Chatter

In this issue...

- ◆ Words From Our President
- ◆ Photos
- ◆ Photo Basics by Jim Pearson

**Next Meeting Monday,
September 19, 2016, 7:00 pm
Hopkins County Government Center,
56 North Main Street Madisonville, KY**

Program by Wallace Henderson

**Refreshments (Fish Fry)
Jim and Thomas Bryan!**



NRHS Mission Statement

National Railway Historical Society, Inc. Mission Statement - The National Railway Historical Society promotes railway heritage preservation and educates its members and the public about rail transportation, its history and impact, with a focus on North America.

Objectives

1. To foster the experience of rail transportation
2. To develop and expand educational services and programs
3. To build and maintain archives, to encourage and to support archival activities, and to disseminate information in archives
 - A. To increase collaboration between existing archives
 - B. To develop listing of National and Chapter archives
4. To support preservation of memorabilia and artifacts
5. To facilitate association and networking
6. To maintain and grow the organization

Western Kentucky
Chapter, NRHS, Inc.

111 Reed Place
Madisonville, KY 42431

* * * * *

President
Bill Farrell

Vice President
Steve Miller

Secretary Treasurer
Wally Watts

National Director
Ricky Bivins

Director at Large
Thomas Bryan

“PENNYRAIL” is the official publication of the Western Kentucky Chapter, NRHS. Send news notes, historical notes and other rail information to:

Editor
Bill Thomas

1025 Lakewood Drive
Madisonville, KY 42431
(270) 339-9482 Cell
e-mail:
billtrainthomas@gmail.com



See the Excursion Report from Rich and Karen Hane after their visit to the Bluegrass Railway Museum in Versailles, KY. Page 6.

The first thing I want to do is remind everyone that we will meet at; the County (Government Center) Court House (old post office), 56 North Main Street, Madisonville. (Sept. 24, 2016, 7:00 p.m.) Please park in the North side parking lot, there are about 40 parking places available, use the parking lot side to enter the building.

September, is our annual meeting where Jim and Thomas Bryan do their magic and put on a fish fry. If you have never had an opportunity to experience the food at this meeting you are missing something. It will be well worth the effort to attend. This month program will be provided by Wallace Henderson. I need to thank Jim Kemp and Blair Terry for last month snacks and program respectfully.

We have our annual club picnic this month on the 24th in Crofton, KY., at the Crofton City Hall. In the past we started gathering any time after 10:00 am. This has been a great club function and tradition over the past several years. I hope everyone can attend this function on September 24th. Last year we made a change in the food for the picnic. We had a grill for cooking hamburgers and hotdogs which went along with chips condiments and soft drink. We

had a coffee can available for any club members who wanted to make a contribution toward the food. The second option, is if a member wishes to go downtown in Crofton and purchase lunch from a vendor they may certainly do so.

The modules are all finished with the exception of one corner. I have to still lay the roadbed track and wire the underside. All we have to do is put all the modules together and see where we need to make any adjustments. We can do that in my warehouse some Saturday morning and if everything goes well you can take your module with you for structures. We can also go over some very simple rules that govern the layout.

Please mark your calendar for October 8th Blair and myself are putting on a Railfanning event in Hopkinsville, at the former L & N Depot on 9th street. We will be setup by 10:00 am and snacks will be available for those with an appetite. Hopefully the weather will cooperate and CSX will run one train after another. If you have a lawn chair be sure to bring it the seating is limited close to the tracks.

Bill Farrell, President

Pickin' the Points



I love a good spooky and maybe strange story. This one matches my criteria, mainly because there are not many more spooky and creepy places

than abandoned rail equipment and empty churches at night, after dark.

A friend sent me this story via Facebook Messenger about FDR's secret railcar, still abandoned beneath the streets of New York City.

Grand Central's abandoned Track 61. When President Franklin Delano Roosevelt was in office, he utilized a secret train line that connected Grand Central to the Waldorf-Astoria. The area even has a huge freight elevator that was used to fit his limousine allowing FDR to travel to and from New York City in secrecy during World War II. This was the train he used which still sits on Track

61.

I hope to return to NYC this winter to hear and see my daughter perform with the New York Choral Society on their Christmas Concert. She's not a soloist, she just sings in this fantastically talented ensemble.

I've two other things I want to see there: The Christmas tree at Rockefeller Center, and a Christmas window display with Lionel trains running in it. I'm not sure that last one exists anymore, but the hunt will be fun.

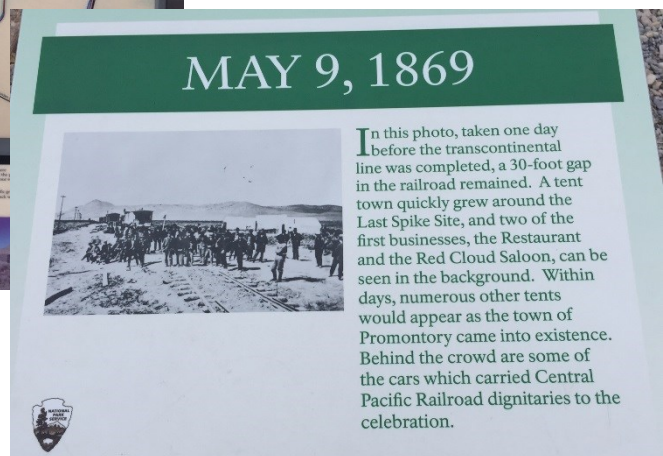
Bill Thomas

Note: You can read more about this by Googling "FDR Railcar Track 61"



Photos

As a follow up to our recent "NRHS BULLETIN", Vol. 79, No.3 received in August which was totally about the building of the first transcontinental railroad From Omaha, Nebraska to Sacramento, Ca., I had just visited the site on July 30th. I encourage all members to visit if you are ever near the historic site. There is a nice new building and more to see there than I expected at this National Historic Site. I have enclosed a few photos.



All Things Trains and Photography by Jim Pearson



All things trains and photography by Jim Pearson - Using Snapseed to edit your photos

This month we're going to take a look at the free, yes I said free, app for editing your photos on iPhone, Android, Mac and the PC. The app was originally developed by NIK Software, but has since been bought out by Google, which distributes it. You can find it available in the app store or by searching on Google.

This is my go to app for editing pictures that I shoot on my iPhone 6s when I'm out trackside or anywhere else taking photos. It's super easy to use and there's



snapseed

tutorials available all over the web. I'll provide links to some at the end of this column. Also, I'll provide a brief overview for you in this column.

When you first open Snapseed you'll get the opening screen which prompts you

to select and open the image you want to work with. You have several options. You can choose a photo from your camera roll, or whatever your device calls it, take a photo with the camera, open your latest image or paste in a copied image.

Once the image is open you'll notice several options at the top of your screen which are Open, which opens a new image, Save, which gives you several

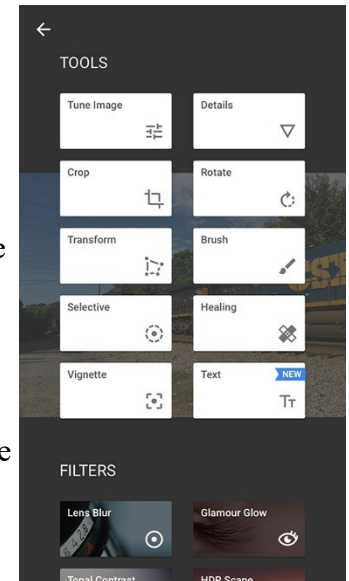
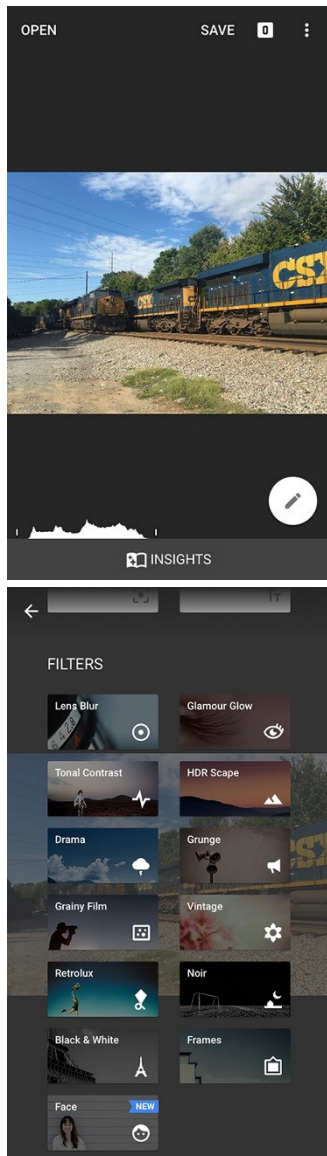
options which include, save, save a copy and cancel. I use the Save a copy option as it allows you to go back and made changes to what you've done to the photo in Snapseed. It also preserves your original photo. Next to the Save feature is a small white square that will contain numbers as you apply different effects to your photos. These edits, called stacks or layers, allow you to revisit something you've done to the photo and change or delete the edit.

To the right of the small white square are three white dots. Tap this to access other options including, Undo, Revert, Share, Help and Cancel.

After you've opened your image you'll notice a large round dot with a pencil in it in the lower right of the screen. Tap this to bring up your tools for editing.

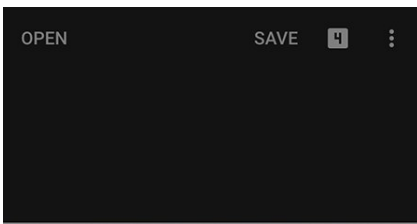
They're pretty intuitive and easy to figure out. Under TOOLS you've find Tune Image, which allows you to adjust everything from brightness to shadows. Once you selected it just press and hold down on the screen to bring up a menu to change between the different options. Once you've selected an option slide you finger back and forth across the screen to change the effect. This procedure is the same in all the features you'll encounter in Snapseed. To apply your changes just click on the checkmark on the bottom of the screen. If you want to see your histogram click on the small icon on the left of the screen.

Also under the tools screen you'll find FILTERS (left). These allow you to apply creative effects to your photos such as Lens Blur, HDR Scape, Black and White along with many more. It also has an option for adding frames to your image as well. Playing around with them is the easiest way to figure out what each



All Things Trains and Photography

by Jim Pearson Continued



one does. If you decide you don't like an effect just click on the small x on the screen at the bottom left where you're editing and cancel the edit. If you want to zoom into your photo during an edit, just pinch in or out and use the navigation box by using the blue box that appears in the lower left corner.

Once you've edited your picture to look the way you'd like just click on the save button in the upper right corner and choose the option you wish to use. As I said before, I highly recommend the Save a copy option.

Also, for help, there's a button at the bottom of the screen that says "Insights." Click on it to bring up tutorials and videos on how to use Snapseed.

Other resources are:

- ◆ Snapseed on YouTube [https://www.youtube.com/channel/UCqTgGRgp5CRHhUJKeRraQgw/How to use Snapseed](https://www.youtube.com/channel/UCqTgGRgp5CRHhUJKeRraQgw/How%20to%20use%20Snapseed)
- ◆ [http://www.mobiography.net/apps/how-to-use-snapseed-to-enhance-your-mobile-photography/Google Support](http://www.mobiography.net/apps/how-to-use-snapseed-to-enhance-your-mobile-photography/Google%20Support)
- ◆ <https://support.google.com/snapseed/>
- ◆ Download in from the App Store for your device or by search for Snapseed Download on Google.com



- Save**
Saves with changes you can undo. iOS will ask for permission to modify the photo.
- Save a copy**
Creates a copy with changes you can undo.
- Export**
Creates a copy with permanent changes.

This is a larger reprint of a shot used in Jim Pearson's photography column last month. I thought it deserved another and larger look.



August 2, 2016 – CSX S515-02, (Indianapolis, IN - Nashville, TN) with Union Pacific 5543 leading and Canadian Pacific 8813 trailing, passes through Mortons Gap, Ky with its 10,000 foot train southbound on the Henderson Subdivision. - Tech Info: 1/1000 | f/6.3 | ISO 560 | Lens: Sigma 24-70 @ 24mm with a Nikon D800 shot and processed in RAW.

Southern Indiana Excursions

Train Rides on the Hoosier Southern (ex-Southern) Tell City, IN to Lincoln City, IN during the Fall of 2016

The Scenic Lincoln Way is a not-for-profit organization dedicated to welcoming tourists to the historic land of President Abraham Lincoln's childhood in Spencer and Perry Counties in Southern Indiana. This is over the Hoosier Southern (ex-Southern) Tell City, Indiana branch east of Evansville, Indiana.

Past events have traveled west out of Tell City to approximately Troy, Indiana. The September trip should be from Tell City to Lincoln City (most of the route). Suspect equipment is borrowed from the nearby City of Jasper and/or Indiana Railway Museum.

2016 Excursion Train Rides

October 2016—Fall and Zombie-themed rides. Details coming soon!

December 2016—Holiday Excursions—Details coming soon!

Visit <http://www.sceniclincolnway.org/events.html>

Submitted by Don Clayton

On August 20 my wife and I spent the last day of one of our Kentucky mini vacations at the Bluegrass Railway Museum in Versailles, KY. We have been there before and it is a nice operation on some L&N track between Frankfort and Lexington KY. Young's High Bridge is visible at the end of the present line over the Kentucky River.

We rode first class in an air conditioned ex California Zephyr car which was in great condition. The 4 car train was pulled by an 0-6-0 saddle tank steam engine built in 1931 by the Worth Iron Works in North Wales, PA. This engine also worked at the Lehigh Valley Coal Company at the Hazelton Shaft Colliery.

The retired fellow who bought and restored the engine takes it around to railroad museums as a fund raiser for the museum and a hobby for him. He was at Versailles for 2 weekends for a total of 8 trips on their tracks. There was a nice photo runby, too. The coal was lifted into the coal bin in 5 gallon buckets. It was a fun day and the engine ran great.

The museum has several operating layouts (O, HO, & N gauge) along with great photos, tools, real train equipment, gift shop, displays, and several diesels. Their website is bgr.org. Rich Hane



• MINUTES:

Minutes and
Treasurer's report will
be presented at this
month's meeting.

Beginning Balance

Income:

Raffle

Balance

Expenses

0.00

Balance

Ending Balance

Membership

Nat Members Added

Nat Members Deleted

Chapter-only Members Added

Chapter-only Members Deleted

Ending Membership


July 28, 2016 – A Paducah and Louisville Railway coal train makes its way up the Warrior Coal lead, with NREX 2776 as its 5th unit, as it heads for a load of coal at their loadout at Madisonville, Ky. This engine is still running back and forth from Warrior to Calvert City as of August 8th. - Tech Info: 1/2000 | f/2.8 | ISO 100 | Lens: Nikon 18mm with a Nikon D800 shot and processed in RAW.



TIMETABLE #110
FOR THE GOVERNMENT OF RAILFANS ONLY

- **September 19** - Monthly meeting at Hopkins Co. Government Center, 56 N. Main St., Madisonville
- **Crofton Chapter Picnic** - September 24
- **October 17** - Monthly meeting - location TBA

We'll hear more from Ricky and "Flying Sparks" next month.



If you know of regional events we can put on the Timetable, please forward those to me, bill@fbcmadisonville.com.

PENNYRAIL is your publication. If you have photographs or other material of current or historical interest that you would like to share with Chapter members, your editor would appreciate hearing from you. Your material will receive the best of care while being readied for publication. Your help is appreciated.
Bill Thomas, editor
bill@fbcmadisonville.com

AS RAILFANS WE ARE OFTEN AT TRACKSIDE AND IN POSITION TO OBSERVE EMERGENCY CONDITIONS THAT COULD AFFECT RAILROAD SAFETY OR SECURITY. KEEP THESE NUMBERS HANDY TO REPORT INCIDENTS.

BNSF	800-832-5452
CN/IC	800-465-9239
CSX	800-232-0144
NS	800-453-2530
UP	888-877-7267
Amtrak	800-331-0008

National Railway Historical Society
www.nrhs.com
Railway Preservation News
www.rypn.org/
Kentucky Railway Museum
www.kyrail.org/
Indiana Railway Museum and French Lick Scenic Railway
www.indianarailwaymuseum.org
Illinois RR Historical Society
<http://icrrhistorical.org/>
Illinois Railway Museum
www.irm.org/
Tennessee Central Railway Museum
www.tcry.org/

VISIT THE CHAPTER WEB SITE: <http://www.westkentuckynrhs.org>

PENNYRAIL
% Bill Thomas, Editor
1025 Lakewood Drive
Madisonville, KY 42431